


How to Set Your English Learning Goals in 6 Steps



English and Culture Tutoring Services

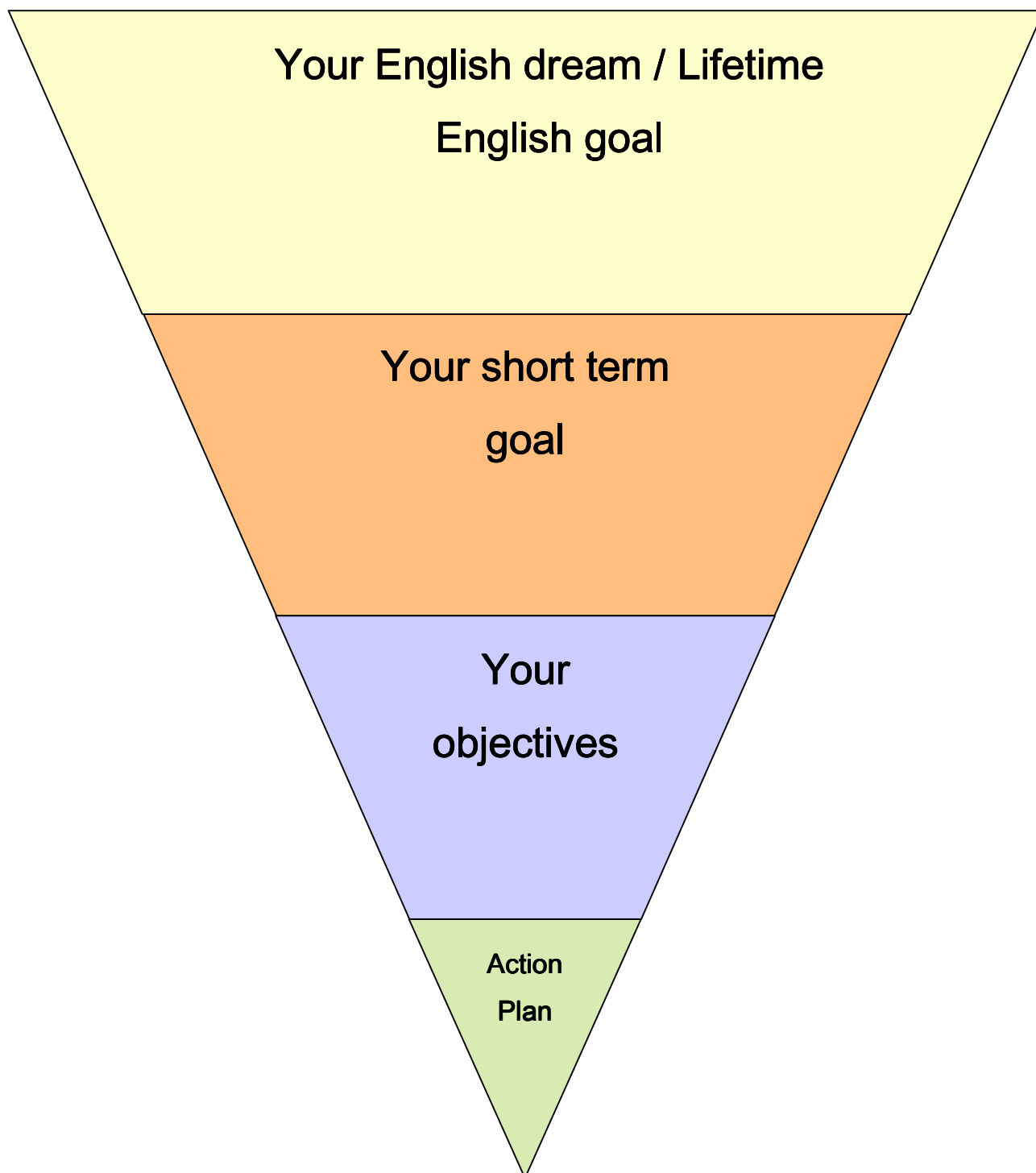


English and Culture
Tutoring Services

English Lessons Designed for You

**“Without goals, and plans to reach them, you are like
a ship that has set sail with no destination”**

Fitzhugh Dodson



Step 1

Your English Dream or your Lifetime English Goal



Let's start with your English dream. What have you always wanted to accomplish with your English? This dream doesn't have to seem attainable right now. Don't be afraid to set a dream that seems a little bit out of reach. Challenge yourself!

What is your dream, vision or aspiration for your English in the long term?

Example: I would like to reach an almost native level of conversational English fluency.

Please write down your long term English goal:



Step 2

Focus your Goal



Your English Dream



Your Short Term Goal

Now it's time to create a short term goal. With your English dream, you created a long term goal. This time, create a goal that you can accomplish within the next year.

For Example:

By the end of 2011, I will reach a high intermediate level of conversational English.

Please write down your short term goal:



Step 3

Identify your Objectives



Your Short Term Goal



Your Objectives

What are the small steps that you need to take to reach your short term goal?

These small steps are your objectives.

For Example:

To reach a high intermediate level of conversational English by December of 2011, I need to:

1. Improve my listening skills
2. Practice with native English speakers
3. Learn new expressions that I can use in conversation

Please write 3 objectives:

1. _____
2. _____
3. _____



Step 4

Make Your Objectives **S-M-A-R-T**

Specific



Measurable



Attainable



Relevant



Time bound



Specific:

Your objectives should be well-defined and action-based. What exactly are you going to do? Use verbs like perform, discuss, summarize, debate, interview, role-play, use, explain or describe

Example: I will be able to **define** and **use** new English expressions in conversations with native speakers.

Measurable:

How will you know if you have reached your objectives? Use specific numbers in your objectives so that you can measure your performance later.

Example: I will be able to define and use **15** new English expressions in conversations with native speakers.

Attainable:

Is it possible to complete your objective within the time frame that you have set?

Your objective should be challenging but not impossible.

Relevant:

Will it be rewarding when you reach the objective?

Will your objective help you move forward in your professional or academic career?



Time Bound:

When will you accomplish your objective? Give yourself a deadline.

Example: I will be able to use 15 new English expressions **after taking 7 private English classes.**




Step 5

Write your Final English Learning Objectives

1. _____.

2. _____.

3. _____.



Step 6

Your Action Plan for Reaching your Goals and Objectives

Now that you have your objectives on paper, you should ask yourself, **“How am I going to accomplish my objectives and goals?”**

We suggest you create an action plan. Your plan might include English lessons or a language exchange or maybe you will commit to joining an English conversation group or socializing with more native speakers. If you have an objective to improve your English for work, you could volunteer to lead the next business meeting or make a presentation in English.



Congratulations!



**You now have your English learning goals and objectives
and an action plan to reach them!**

We hope this guide was helpful!

If you have any questions, please contact us at info@englishandculture.com or visit us online at www.englishandculture.com

Photo credits:

<http://www.flickr.com/photos/melodycampbell/>

<http://www.flickr.com/photos/foxmulderven/>

<http://www.flickr.com/photos/pedroferrer/>

<http://www.flickr.com/photos/sepblog/>

<http://www.flickr.com/photos/o5com/5220980010/in/faves-95934042@N00/>

<http://www.flickr.com/photos/intherough/>

<http://www.flickr.com/photos/angietorres/>

<http://www.flickr.com/photos/jakescreations/>

<http://www.flickr.com/photos/joelanman/>

